


# ROOM GARDEN 2

GARDEN LEVEL








## FLEXIBLE AND MODULAR

The sliding walls of the first four Garden rooms offer a great level of flexibility to adapt the size of the space to individual needs. Each room can be divided into one, two or three separate spaces for the creation of working groups.

The rooms can accommodate **between 24 to 224 people** depending on the configuration. All rooms feature large south-facing windows, giving them natural light and an authentic and airy atmosphere. With a remote control, each organizer can simply and quickly enable the necessary features: projector screen, blinds and light or sound volume.

## CAPACITY

					
<b>2ABC</b>	<b>242 pax</b>	<b>110 pax</b>	<b>150 pax</b>	<b>172 pax</b>	---
<b>2BC</b>	<b>143 pax</b>	<b>60 pax</b>	<b>110 pax</b>	<b>96 pax</b>	---
<b>2C</b>	<b>56 pax</b>	<b>20 pax</b>	<b>40 pax</b>	---	<b>20 + 4</b>
<b>2B</b>	<b>54 pax</b>	<b>24 pax</b>	<b>40 pax</b>	---	<b>24 + 4</b>
<b>2A</b>	<b>56 pax</b>	<b>24 pax</b>	<b>40 pax</b>	---	<b>20 + 4</b>

## DIMENSIONS

Length	Width	Height	Surface gross	Surface net
<b>23,8 m</b>	<b>10,7/11,9 m</b>	<b>4,1 m</b>	<b>262 m<sup>2</sup></b>	<b>173 m<sup>2</sup></b>
<b>15,3 m</b>	<b>10,7/11,9 m</b>	<b>4,1 m</b>	<b>171 m<sup>2</sup></b>	<b>113 m<sup>2</sup></b>
<b>10,7 m</b>	<b>8,1 m</b>	<b>4,1 m</b>	<b>87 m<sup>2</sup></b>	<b>57 m<sup>2</sup></b>
<b>11,9 m</b>	<b>7,1 m</b>	<b>4,1 m</b>	<b>84 m<sup>2</sup></b>	<b>55 m<sup>2</sup></b>
<b>10,7 m</b>	<b>8,3 m</b>	<b>4,1 m</b>	<b>89 m<sup>2</sup></b>	<b>59 m<sup>2</sup></b>

## EQUIPMENT

- ▶ Day light in the 2C / 2BC & 2ABC
- ▶ White basic lighting
- ▶ Wireless Internet Access (Swisscom PWLAN)
- ▶ Ventilation, Heating
- ▶ Access for disabled people

*Other services upon request*

## PICTURES



[CLICK HERE](#)

